




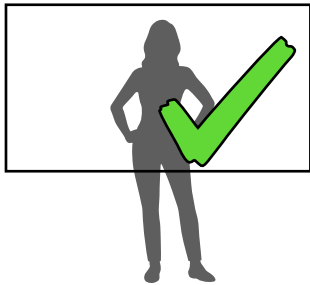
# URINETOWN

## THE MUSICAL

### How do I do this???

E-Auditioning is easier than ever in 2020 because almost everyone has a camera in their pocket! You do not need to use a fancy camera, microphone, or lighting to do this, and it will not affect casting in anyway. Do place your phone on a tripod, something similar, or ask a ‘non-covid19-infected friend’ 🙄 to hold the phone for you and film the audition LANDSCAPE and from the waist up though. Also, make sure to **slate** before you start singing. Let us know your name, what song you will be singing, and what shows it is from.

Example: “Hello! My name is Jane Doe,  
and I will be singing “It's a Privilege  
to Pee” from *Urinetown.*”



### What about accompaniment???

Of course we understand that most people don't have direct access to a piano or someone to play it! Therefore, singing with a track for this is completely fine. Use resources like [YouTube](#) to find a track to sing to, just make sure it is one that you are comfortable with it and that it sounds good. Some other options that are not free, but great include [PianoTrax](#) and [Appcompanionist](#). The best way to play this will be through a bluetooth speaker or something of the sort since you cannot play music and record from the same device. If this is not possible we will accept A Capella auditions, but they are strongly discouraged.

### Okay... I filmed it. Now what?!

Edit the file however you see fit and upload it to the dropbox (link [HERE](#)). Make sure that it is either a .mov or .mp4 file and that it is named correctly like the example below. Also, make sure you fill out the Google form [HERE](#) and you are good to go! Break-A-Leg!

LASTNAME\_FIRSTNAME

NOTE: Production quality will not affect auditions, but failure to follow ALL of the instructions will make it difficult for us to view and process your submission in a effective way!